

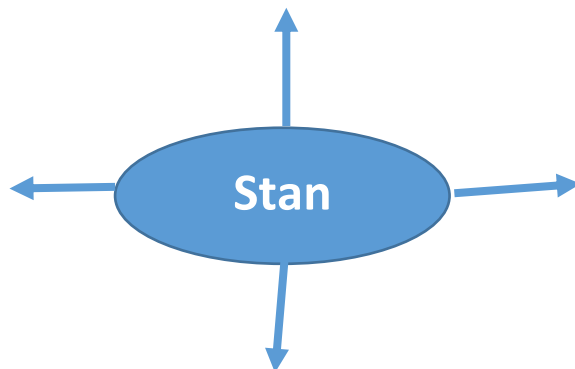
The Boy Who Swam With Piranhas

By David Almond

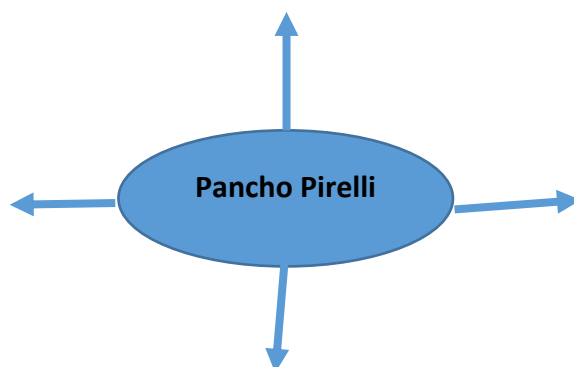
Task 1 – Characters

This is Stan, the main character in our story. From this image, what words would you use to describe him?

Give reasons for your ideas. You can add more arrows.



This is The Great Pancho Pirelli. What words would you use to describe him?



Think about the similarities and differences between the two characters.


Task 2 – A Time You Were Afraid.

In our book, Stan has to overcome lots of fears in order to succeed. ***Think of a time you were afraid.*** This might be the time you had to be brave when you broke your leg and needed to have a cast put on it; it might be the time that you had to stand up to your friends because you thought that they weren't doing the right thing; or it might even be now, preparing to move from your primary school to Aldridge School.



Use the space below to write an account of how you felt at that moment. You could consider:

- ***Why you were afraid***
- ***How you handled / are handling the situation***
- ***How you felt afterwards***



Task 3 – Pronunciation

Some of the characters in this book cannot spell correctly! In fact, some words are spelt how the character pronounces them, rather than how they are actually spelt!



E.g. 'envistigor' instead of investigator.

Look at the words below, and write them out in the way they might be said, rather than with the correct spelling (it's not often you'll be told to purposefully spell incorrectly in school!)

Correct Spelling	Spelling by sound
Neighbour	Naybor
Therefore	
Known	
Machine	
Engine	
Other	
First	

All of the above examples are spelt incorrectly in the story. Use the blank spaces to add some other examples of your own.

Task 4 – Flesh Eating Monsters

This fish with the very sharp teeth is a piranha. Piranhas play an important role in the book we will be reading. Do some research about piranhas to help your understanding of the story.



Now, design your own flesh eating monster! Use the space below to draw it and to label its key features. Label why you have made it look like it does, and how this helps it capture its prey.

A large, empty rounded rectangular box with a black border, intended for drawing and labeling a custom flesh-eating monster. The box is currently blank.